







Title: **A&S Spring 2018 Standard Evaluation**
 Course: **ECONW3213_003_2018_1 / INTERMEDIATE
 MACROECONOMICS**
 Instructors: **Stephanie Schmitt-Grohe**

Dates: **04/23/2018 - 05/03/2018**
 Responses: **23/54 - 42.59%**
 Number of Participants: **54**
 Enrollment of All Students: **54**

TA Graph Report for: **Paul Bouscasse**

1 What is your overall assessment of the effectiveness of the teaching assistant? N=2

1	Poor		0 (0%)	
2	Fair		0 (0%)	
3	Good		0 (0%)	
4	Very good		1 (50%)	
5	Excellent		1 (50%)	
6	N/A		0 (0%)	
Median 4.5 Interpolated Median 4.50 Mean 4.50 Std Dev 0.71				

Title: **A&S Spring 2018 Standard Evaluation**

Dates: **04/23/2018 - 05/03/2018**

Course: **ECONW3213_003_2018_1 / INTERMEDIATE MACROECONOMICS**

Responses: **23/54 - 42.59%**

Instructors: **Stephanie Schmitt-Grohe**

Enrollment of Registered Students:**54**

Enrollment of All Students:**54**

TA Comments Report for: **Paul Bouscasse**

Q1

-
