







Title: **A&S Spring 2018 Standard Evaluation**
 Course: **ECONW3213_001_2018_1 / INTERMEDIATE
 MACROECONOMICS**
 Instructors: **Stephanie Schmitt-Grohe**

Dates: **04/23/2018 - 05/03/2018**
 Responses: **14/31 - 45.16%**
 Number of Participants: **31**
 Enrollment of All Students: **31**

TA Graph Report for: **Paul Bouscasse**

1 What is your overall assessment of the effectiveness of the teaching assistant? N=2

1	Poor		0 (0%)
2	Fair		0 (0%)
3	Good		0 (0%)
4	Very good		2 (100%)
5	Excellent		0 (0%)
6	N/A		0 (0%)

Median **4** Interpolated Median **4.00** Mean **4.00** Std Dev **0.00**