





**Columbia University: Arts & Sciences**  
**A&S Spring 2022 Standard Evaluation**

**Course:** ECONUN3412\_003\_2022\_1 - INTRODUCTION TO ECONOMETRICS: ECONW3412\_003\_2022\_1\_141377  
**Instructor:** Sok Lee  
 Michelle Jiang,Roman Rivera \* ,Guy Aridor,Andrew Loevinger,Lauri Ojala,Richard He,Umar Ali,Abigail Casazza,Haoyu Zhou  
**Response Rate:** 42/74 (56.76%)

1 - What are the strengths and weaknesses of Roman Rivera (discussion section leader, lab section leader, grader) as an instructor, and how might Roman Rivera's teaching be improved?	
<b>Response Rate</b>	4/74 (5.41%)
<ul style="list-style-type: none"> <li>• Everything I have learned in this course is due to two people: Roman and a guy from youtube Roman recommended. Roman, thank you for preparing supporting material, making recitations engaging, and for the moral support in this challenging course!</li> <li>• Roman was excellent as a TA. His humor, preparation, and thorough understanding of the material made his recitations a joy to follow, and were more engaging/clear/comprehensive than the lectures themselves. His html files and powerpoints were great reference points, and changed the experience of this course.</li> <li>• Brilliant, explains matterial in a very comprehensible way!</li> <li>• great guy, super comprehensive slides, Im sure ppl who use R loved his recitations</li> </ul>	




2 - What is the overall teaching effectiveness of Roman Rivera?					
Response Option	Weight	Frequency	Percent	Percent Responses	Means
Excellent	(5)	7	63.64%		
Very Good	(4)	3	27.27%		
Good	(3)	1	9.09%		
Fair	(2)	0	0.00%		
Poor	(1)	0	0.00%		
				0 25 50 100	Question
<b>Response Rate</b>			<b>Mean</b>	<b>STD</b>	<b>Median</b>
11/74 (14.86%)			4.55	0.69	5.00

# Columbia University: Arts & Sciences

## A&S Spring 2022 Standard Evaluation

**Course:** ECONUN3412\_001\_2022\_1 - INTRODUCTION TO ECONOMETRICS: ECONW3412\_001\_2022\_1\_140408  
**Instructor:** Michael Best  
 Michelle Jiang, Roman Rivera \*, Guy Aridor, Andrew Loevinger, Lauri Ojala, Richard He, Umar Ali, Abigail Casazza, Haoyu Zhou  
**Response Rate:** 37/66 (56.06%)

1 - What are the strengths and weaknesses of Roman Rivera (discussion section leader, lab section leader, grader) as an instructor, and how might Roman Rivera's teaching be improved?	
<b>Response Rate</b>	3/66 (4.55%)
<ul style="list-style-type: none"> <li>Roman is incredibly helpful and so good at explaining things. You can really tell that he puts in the effort to make sure we're helped and understand the concepts, couldn't ask for a better TA!</li> <li>Roman is an excellent, friendly instructor. He managed to make Econometrics fun and easier to understand. At times his explanations were a bit overcomplicated, but that just demonstrated how knowledgeable he is about the field.</li> <li>N/A</li> </ul>	

2 - What is the overall teaching effectiveness of Roman Rivera?						
Response Option	Weight	Frequency	Percent	Percent Responses	Means	
Excellent	(5)	3	60.00%		 4.60	
Very Good	(4)	2	40.00%			
Good	(3)	0	0.00%			
Fair	(2)	0	0.00%			
Poor	(1)	0	0.00%			
				0 25 50 100	Question	
<b>Response Rate</b>				<b>Mean</b>	<b>STD</b>	<b>Median</b>
5/66 (7.58%)				4.60	0.55	5.00

**Columbia University: Arts & Sciences**  
**A&S Spring 2022 Standard Evaluation**

**Course:** ECONUN3412\_002\_2022\_1 - INTRODUCTION TO ECONOMETRICS: ECONW3412\_002\_2022\_1\_141375  
**Instructor:** Thomas Piskula  
 Michelle Jiang,Roman Rivera \* ,Guy Aridor,Andrew Loevinger,Lauri Ojala,Richard He,Umar Ali,Abigail Casazza,Haoyu Zhou  
**Response Rate:** 38/81 (46.91 %)

1 - What are the strengths and weaknesses of Roman Rivera (discussion section leader, lab section leader, grader) as an instructor, and how might Roman Rivera's teaching be improved?	
<b>Response Rate</b>	1/81 (1.23%)
• He is super understanding in every aspect. Brilliant human being.	

2 - What is the overall teaching effectiveness of Roman Rivera?					
Response Option	Weight	Frequency	Percent	Percent Responses	Means
Excellent	(5)	1	100.00%		5.00
Very Good	(4)	0	0.00%		
Good	(3)	0	0.00%		
Fair	(2)	0	0.00%		
Poor	(1)	0	0.00%		
				0 25 50 100	Question
<b>Response Rate</b>			<b>Mean</b>	<b>STD</b>	<b>Median</b>
1/81 (1.23%)			5.00	0.00	5.00